



InCites Benchmarking and Analytics

External Release Notes | IC2.73.1

Rohit Kulkarni

Product Release Date: April 29, 2020

Release overview

We are excited to release the new features on the InCites Benchmarking & Analytics platform. This document will provide a summary overview as a reference guide. If you have any questions, please contact: Rohit Kulkarni, Product Manager, InCites, Rohit.Kulkarni@Clarivate.com

Author Position

This feature allows you to analyze and evaluate the number of documents where author and affiliated organizations are in first, last or corresponding position in the documents published on or after 2008. However, please do not assume that the first-listed author is always most responsible for the research reported. Publication and citation analysis based on straight counting, including first-author counts, is a biased sampling procedure that does not represent best practice in scientometrics and is invalid in fields that conventionally use alphabetic ordering (e.g. astronomy, mathematics). Please review our recommendations available [here](#).

New Indicators for Author Position:

A new group type of "Author Position" is added in Manage Indicators Panel for Researcher and Organization entities. Users can add the following six indicators (three document count and three % count) to each Explorer from the "Author Position" Indicators Panel.

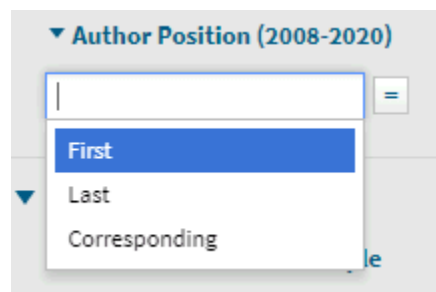
Manage Indicators

Selected Indicators (11) | Browse Indicators

- ▼ Open Access
- ▲ Author Position
 - % Corresponding Author (2008-2020)** | Percentage of publications where the author is in reprint aka corresponding position for documents published on or after 2008 | [Add](#)
 - % First Author (2008-2020)** | Percentage of publications where the author is in first position in documents published on or after 2008 | [Add](#)
 - % Last Author (2008-2020)** | Percentage of publications where the author is in last position in documents published on or after 2008 | [Add](#)
 - Corresponding Author (2008-2020)** | This indicator calculates the total number of publications where the said author is in reprint or corresponding position for documents published on or after 2008 | [Add](#)
 - First Author (2008-2020)** | This indicator calculates the total number of publications where the said author is in first position for documents published on or after 2008 | [Add](#)
 - Last Author (2008-2020)** | This indicator calculates the total number of publications where the said author is in last position for documents published on or after 2008 | [Add](#)
- ▼ Other

Note: Author position data is only available for documents published on or after 2008.

A new filter called "Author Position" in Researcher and Organization entities to allow our users filter on First, Last and Corresponding Author Positions in the data grid.



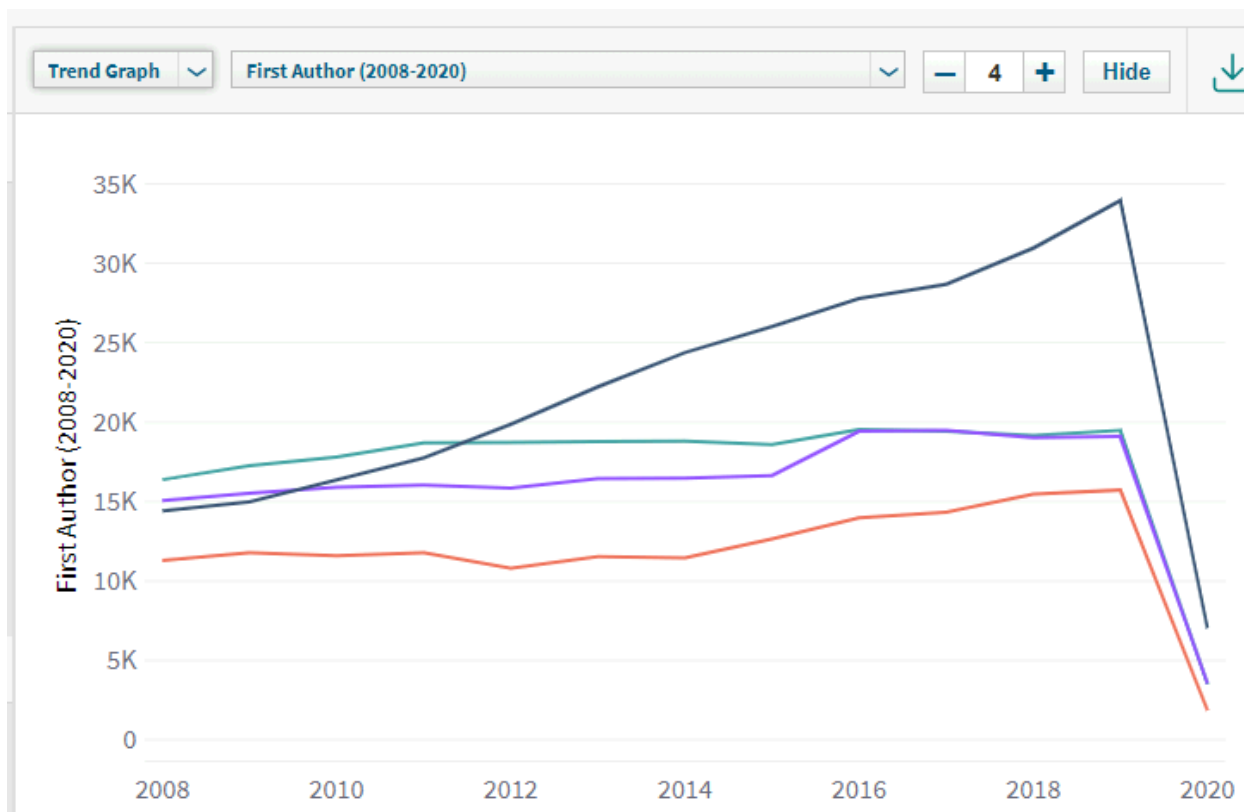
All Author Position document count indicators are clickable, which means you can view and export the underlying documents.

	Name		Docs cited	First Author (2008-2020)	Last Author (2008-2020)	Corresponding Author (2008-2020)	
	University of California System		74.22%	370,968	326,286	314,489	
	Harvard University	2	5,776	72.75%	194,444	175,662	158,358
	Centre National de la Recherche Scientifique (CNRS)	3	8,439	83.24%	275,854	254,283	263,621

Click on the number to view and export underlying documents

All the six Author position indicators are also available in all visualizations (except Geographic map)

Note: The Trend and 5-year trend graph starts from 2008 since the data is only available for documents published on or after 2008.



For My Organization users:

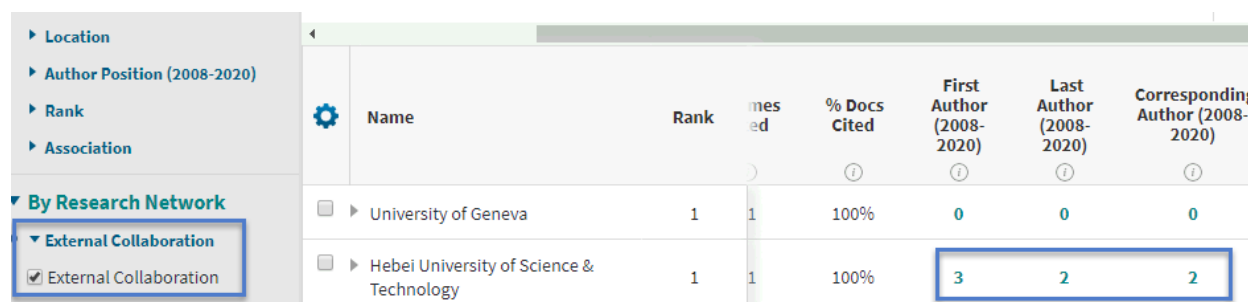
The Author Position data is not available for My Organization module with the exception of "External Collaboration" flag. The Researcher and Department data added by our customers in their My Organization module may or may not match with the actual author data in the Web of Science document. Currently, it is not possible for us to derive the relevant author positions for this data. However, when the "External Collaboration" flag is set, in Researcher and Organization entities, the author position data is visible for the documents within the My Organization dataset. This is because the external collaboration flag retrieves the actual author and organizational data for these documents directly from the InCites dataset.

When "External Collaboration" is not checked, we display the Researcher and Organization data provided by the customer in their My Organization dataset.



By Research Network		External Collaboration					
External Collaboration		<input type="checkbox"/>					
Collaborations with People							
Collaborations with Departments							
By Research Output							
Document Type							
Name	Rank	Times Cited	% Docs Cited	First Author (2008-2020)	Last Author (2008-2020)	Corresponding Author (2008-2020)	
PK University	1	7	41.67%	n/a	n/a	n/a	
My University	1	7	41.67%	n/a	n/a	n/a	
UK University	3	2	40.91%	n/a	n/a	n/a	

When "External Collaboration" is checked, we grab the Researcher and Organization data from InCites dataset for the documents in My Organization dataset.



Location							
Author Position (2008-2020)							
Rank							
Association							
By Research Network							
External Collaboration		<input checked="" type="checkbox"/>					
Name	Rank	Times Cited	% Docs Cited	First Author (2008-2020)	Last Author (2008-2020)	Corresponding Author (2008-2020)	
University of Geneva	1	1	100%	0	0	0	
Hebei University of Science & Technology	1	1	100%	3	2	2	

Now on InCites: A new experience for Department Reports

Following up on the new experience for Organization and Researcher Report, we are excited to bring a new experience for Department Report. This report is only available to our My Organization users and is used to analyze the one or more Departments within the My Organization dataset.

Overview

Our new Department report can be easily found using the "Report" dropdown or from the landing page together with the other system reports.

New experience for System Reports

<p>Organization Report</p> <p>Researcher Report</p> <p>Department Report</p>	<p>Organization Report (New Experience)</p> <p>Run</p>	<p>Researcher Report (New Experience)</p> <p>Run</p>	<p>Department Report (New Experience)</p> <p>Run</p>
---	--	--	--

Streamlined structure

The structure within this report is streamlined, making it clear what you can learn from each analysis in the report. It organizes analysis thematically into several tabs, including research output, collaboration, and most cited documents. Some content within each tab is further organized with section titles.

Department Name

My University ×

Department of Engineering

Allows you to analyze one or many Departments from your My Organization dataset

Pick a Start and End year to limit your analysis

Date range: 1980 - 2019 Dataset: My Organization Dataset Include ESCI documents ⓘ

Research Output Collaboration Most Cited Documents

Overview

Each section within a tab has its own title

Report is organized in to three tabs to let you find information quickly

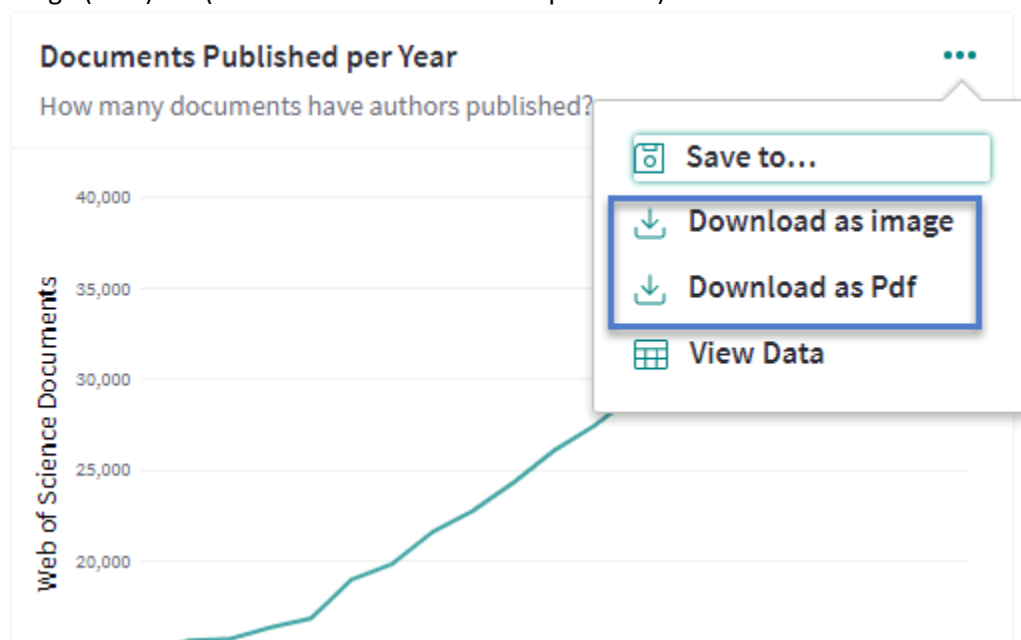
Include or Exclude ESCI index from your analysis

H-Index Documents Published Times Cited

New functionality:

1. Adjust the start and end year to limit your time period
2. Include or Exclude ESCI index from your analysis
3. The save and share functionalities for each individual tile and on the whole report continue to work with this new system report. Additionally, we have provided options to download the visualization as an

image (PNG) file (Not available for Internet Explorer 11) or a PDF.



Open Access indicators in Visualization

Open Access indicators which were previously available only in Bar Graph, Trend Graph and 5-year Trend graph, are now available in all visualization (except for Geographic map)

New Country Group EU-27 available in *Location* and *Collaboration with Location* filters

The EU-27 country group includes all countries from EU-28 country group except United Kingdom and its constituent states (England, Wales, Scotland, Northern Ireland).

Updates to Publisher Unification

We have updated the Publisher Unification based on the customer feedback received so far. Please review the most recent unification [here](#).